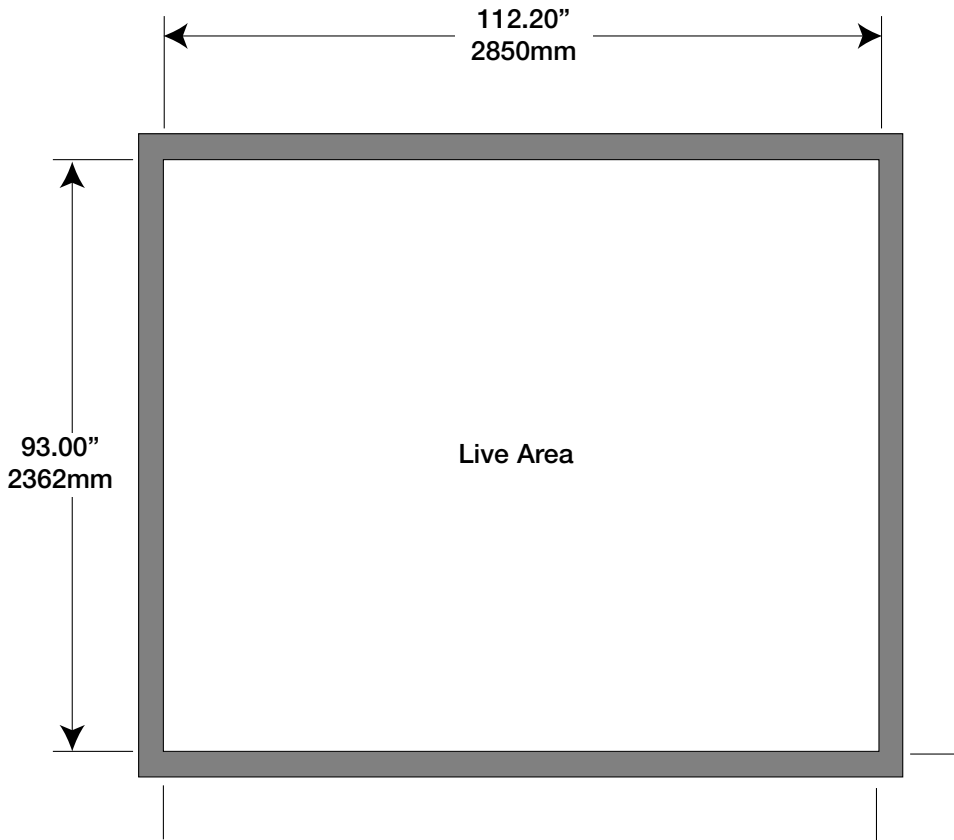


10' LightWall Backwall

Plus Configuration



Minimum Document Size*




(100% with Bleed)
Width: 116.20" x Height: 97.00"
2951mm x 2464mm

(50% with Bleed)
Width: 58.10" x Height: 48.50"
1296mm x 1232mm

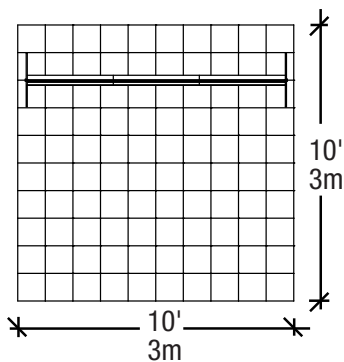
(25% with Bleed)
Width: 29.05" x Height: 24.25"
738mm x 616mm

Finished Size

Width: 112.20" x Height: 93.00"
2850mm x 2362mm

-  Live Area
-  Blockout Area
-  Bleed (to be trimmed)

FLOOR PLAN



ELEVATION

